

# **REVELATION AND REALITY**

*The Issue of Origins:  
Biblical, Philosophical and Scientific Perspectives  
Concerning  
The Truth about What is Real*

**Origins and Reality  
according to  
*Infallible Scripture and True Science***

**Lecture #1. Foundations: The Battle of Authority**

**Lecture #2. The Primordial Cosmos: Part 1**

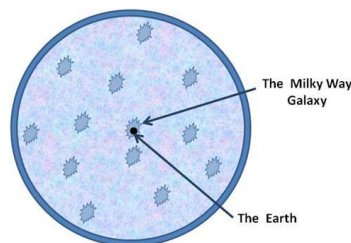
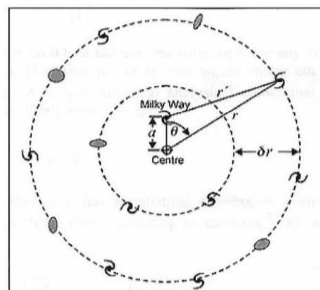

**Lecture #3. The Primordial Cosmos: Part 2**

**Lecture #4. The Young Solar System**

**Lectures by: L.G. Redekopp  
*The Bridge Bible Fellowship*  
Summer 2020**

**Contact: [lg.redekopp@usc.edu](mailto:lg.redekopp@usc.edu)**

## The Created Cosmos



### Big Bang Postulates

- ◆ Cosmos is unbounded
- ◆ Cosmos is w/o center or edge
- ◆ Galaxies are spaced randomly
- ◆ Earth has no special position

### Creation Model

- ◆ Cosmos is bounded
- ◆ Cosmos has a center & edge
- ◆ Earth is 'specially' located

### Reality

- ◆ The cosmos is decidedly '*galactocentric*' with the Milky Way galaxy near the galactic center.
- ◆ The distribution of galaxies exhibit a spherical 'shell-like' structure
- ◆ The earth occupies a strikingly special position – near the center of symmetry on galactic scales

"Our position around an ordinary star in an ordinary galaxy in an ordinary supercluster continues to look less and less special.

The idea that we are not located in a special spatial location has been crucial in cosmology, leading directly to the big bang theory."

Gott, Nature 363:315-319, 1993

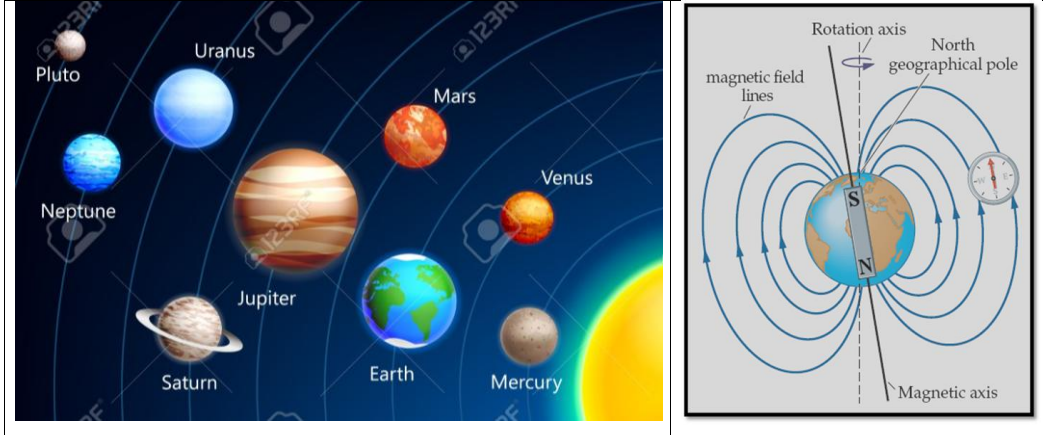
"..the universe is approximately spatially homogeneous."

"Essential Relativity: ..."  
Rindler, 1977

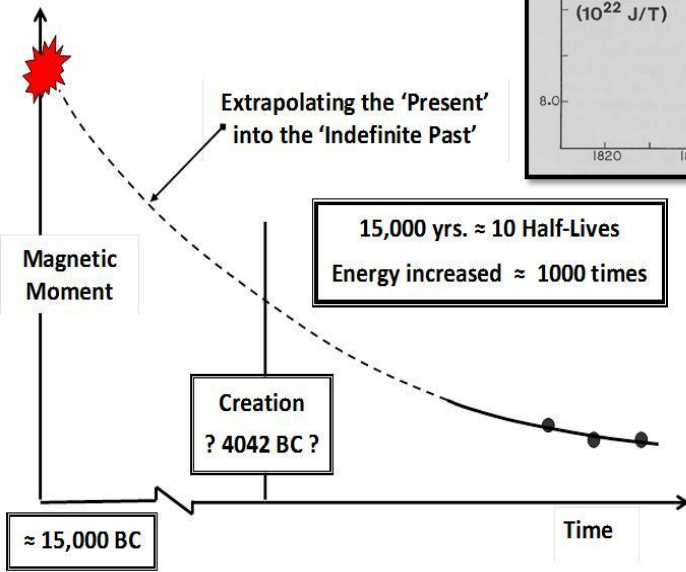
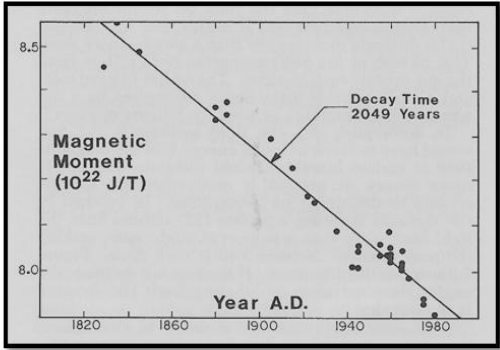
**Basic underlying assumptions in the big bang theory are not supported by astronomic evidence.**

**Big Bang theories "miss the mark" with respect to both Revelation and Reality ... both Revelation and True Science.**

## The Earth's Magnetic Field

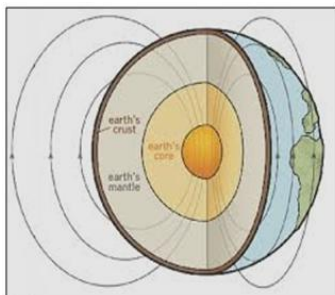
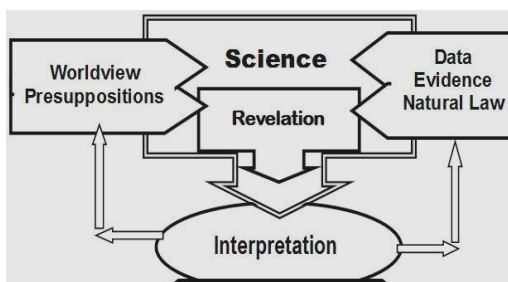
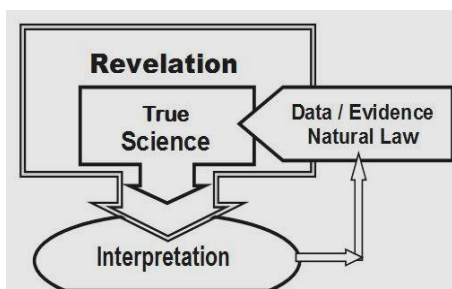


Half Life  $\approx 2049 \ln 2 = 1420$  years

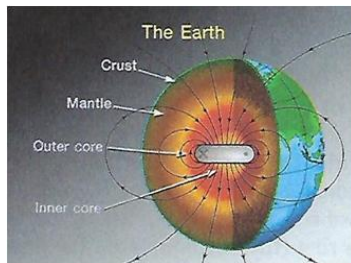
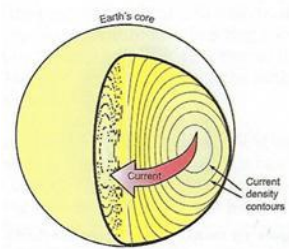
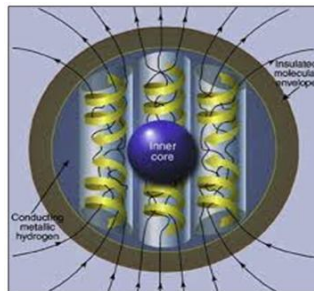


“These results certainly suggest a decrease of a few percent in  $H_0$  and the earth’s magnetic moment during the last century. When the great scale of the phenomena is considered, this must seem a remarkably large and rapid secular change, not paralleled for any other worldwide geophysical property.”  
*Sidney Chapman*  
 Chapman estimated the decline to be about 5% per century.

**Ques.** From whence came the Magnetic field?  
 Its reality requires a causal explanation of its origin!



**Dynamo Theory**  
**Cowling theorem:**  
 An axisymmetric magnetic field **cannot** be maintained by a dynamo action.



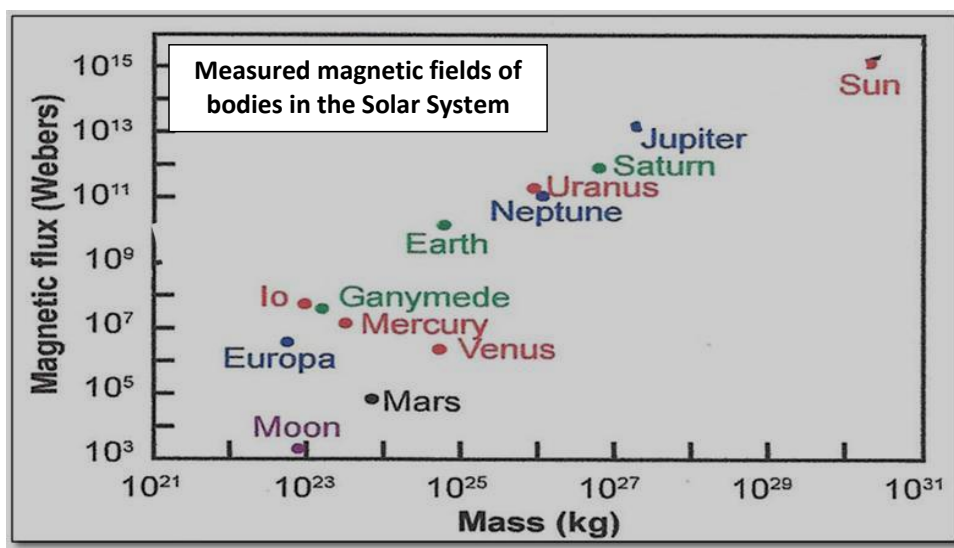
**Ques.**  
 How might the electromagnetic state of the core have formed?

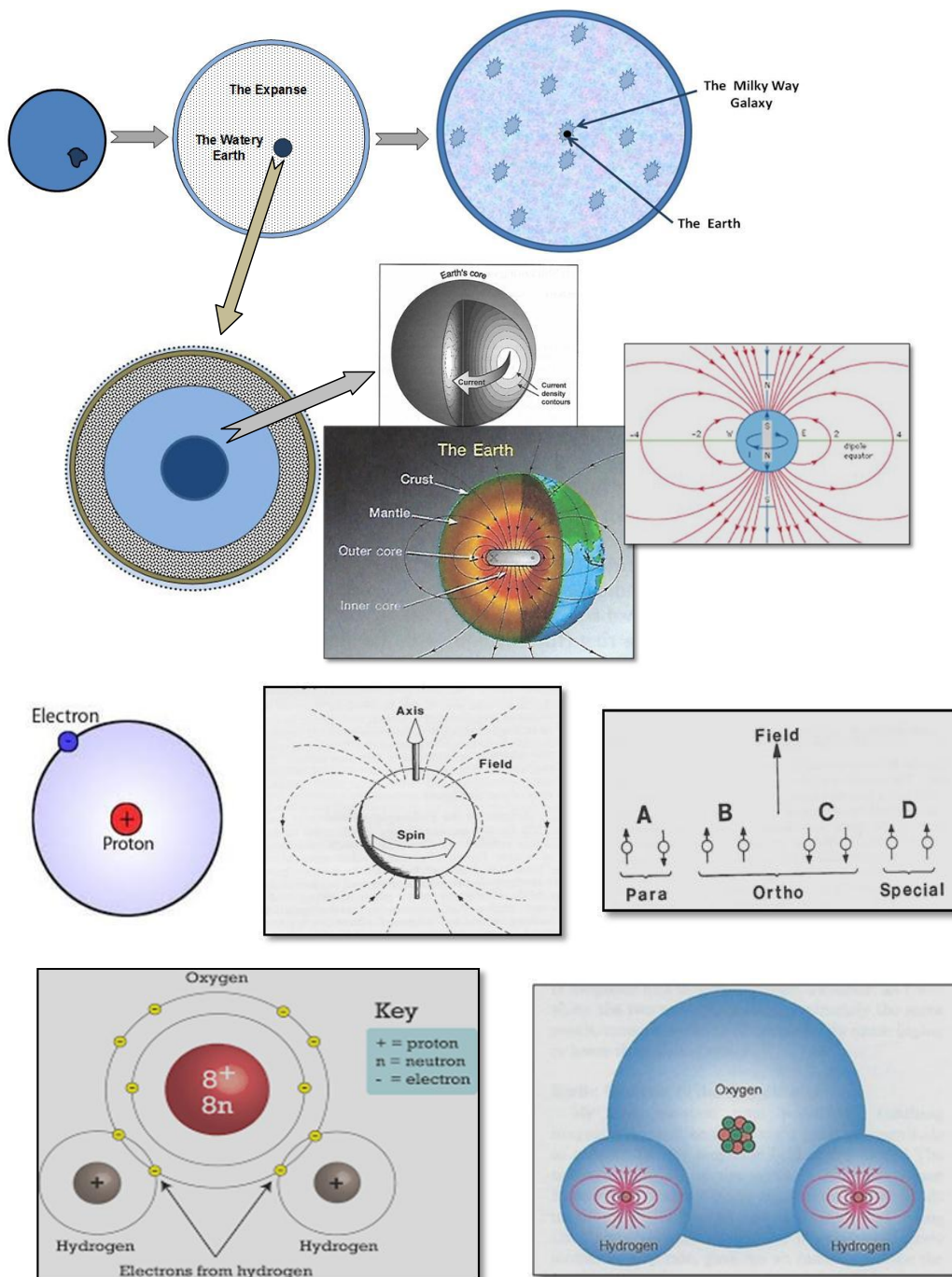


Planet	Radius	Mass	Rotation	
Mercury	0.382	0.055	58.8	Inner Planets
Venus	0.949	0.81	244	
Earth	1.00	1.00	1.00	
Mars	0.532	0.11	1.029	
Jupiter	11.21	318	0.411	Outer Planets
Saturn	9.49	95.2	0.428	
Uranus	4.01	14.5	0.748	
Neptune	3.83	17.1	0.802	
Pluto	0.18	0.0022	0.267	

Very slow rotation

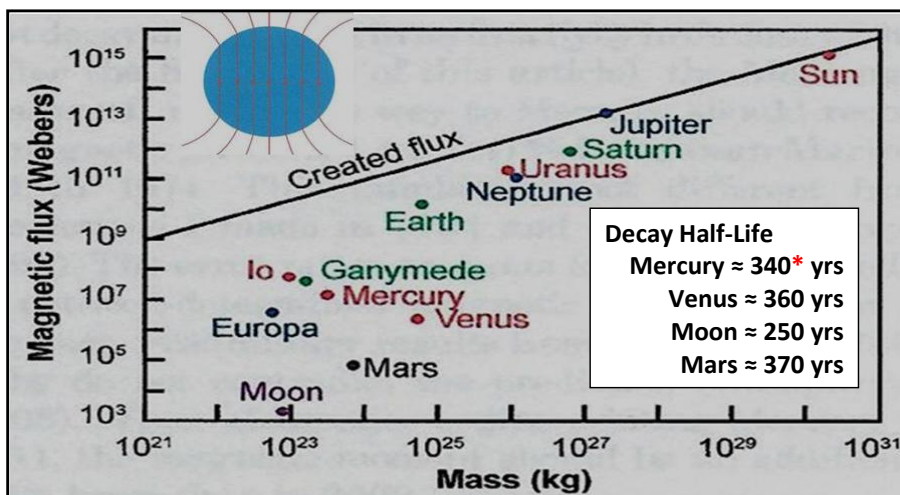
Quite rapid rotation



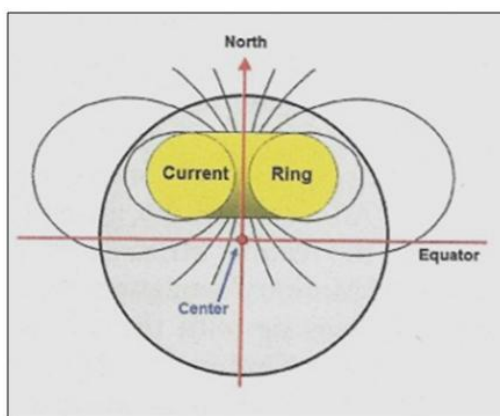
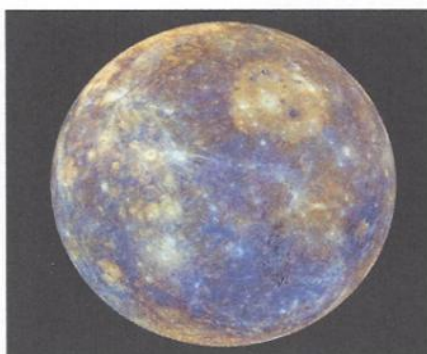


Magnetic Field refs.: D.R. Humphreys

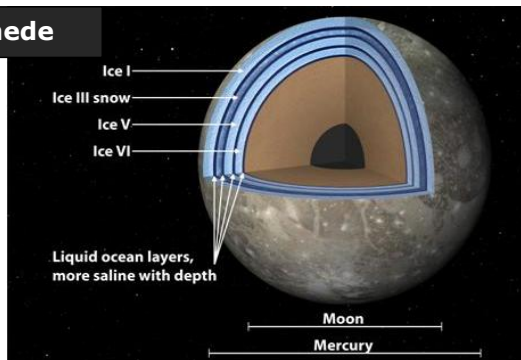


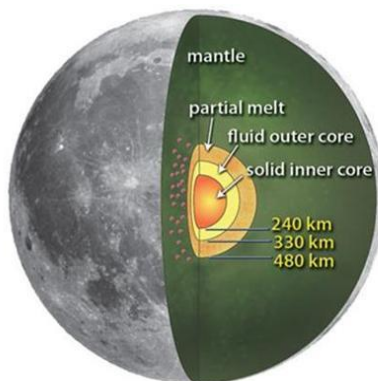
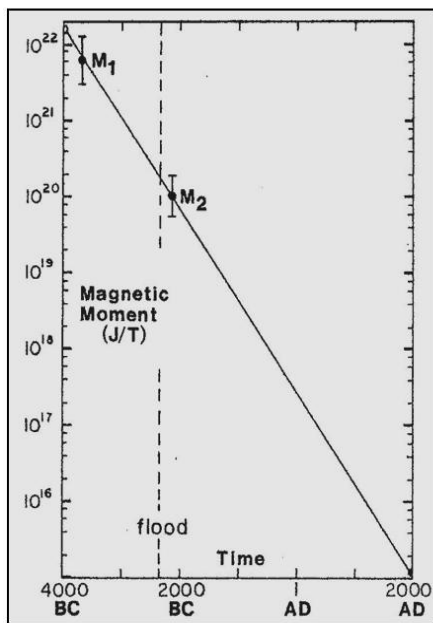


**Mercury**



**Ganymede**





Moon: Decay Half Life  $\approx$  250 yrs  
 "It would be much simpler to explain most of the things we understand about the moon if we could somehow dispense of the magnetic field."  
 Science News, 101; 346-347 (1972)

### The Moon

Earth–Moon Distance  $\approx$  224,000 miles

Roche's limit  $\approx$  11,500 miles

recession rate  $\approx$  5.8 cm (2 ¼ in) per year

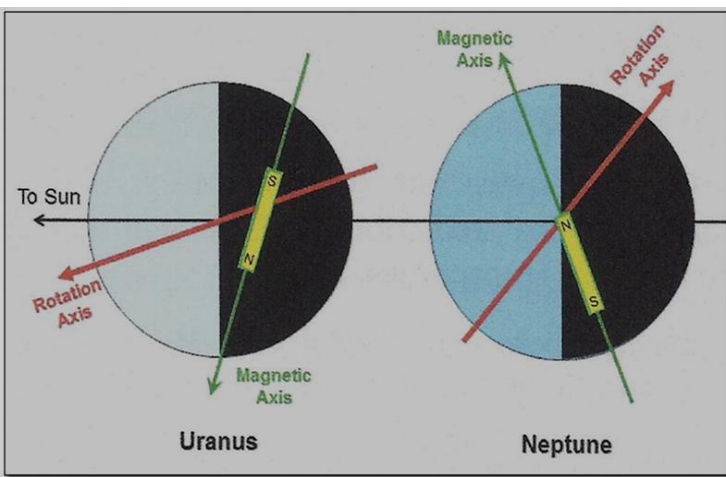
Uniformitarian Conclusions:

Earth–Moon distance increased  $\approx$  1142 ft. in 6000 years

Earth–Moon distance increased  $\approx$  216,000 miles in  $10^9$  years

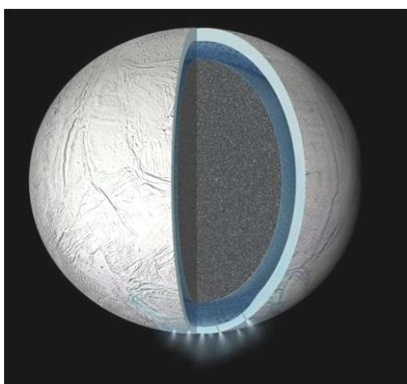


## Uranus and Neptune



The strong misalignment between the rotation axis and the magnetic field axis is a serious obstacle to any dynamo explanation.

“Two odd magnetic fields is one too many.”



### Enceladas

(one of 62 known moons of Saturn)

300 mile diameter

A global ocean encircles the inner core

Giant plumes spout from the south polar region

### Pluto

Surface is geologically active



Ice mountains

Thin, hazy atmosphere


? Subsurface sloshing ocean ?



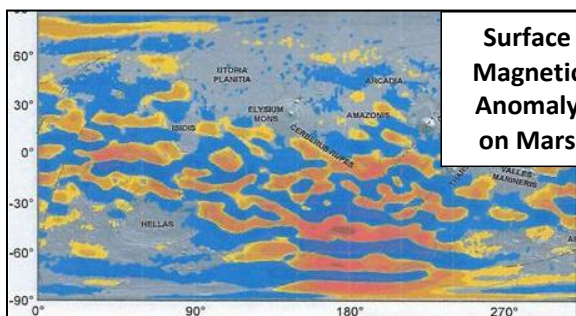
**Earth's Magnetic Field  
(and Field Reversals)**



Surface Magnetic Anomaly



Variation with depth



Surface Magnetic Anomaly on Mars

Rapid geomagnetic polarity reversals have been recorded in geologic strata in well over 50 locations on earth.

A field change of 6 deg/day have been documented in two lava flows at Steens Mountain, Oregon.

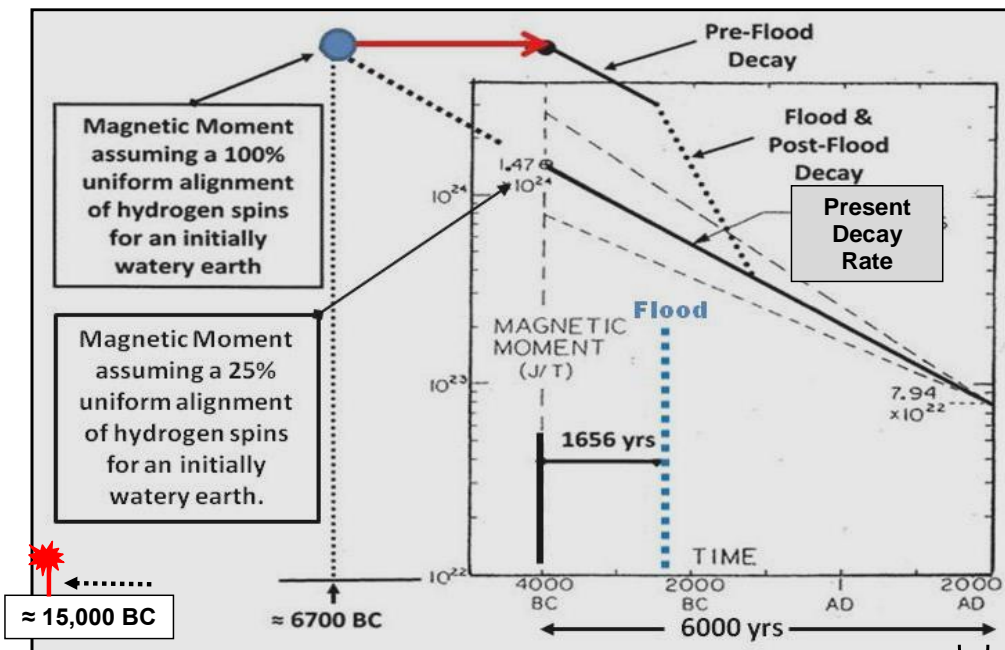
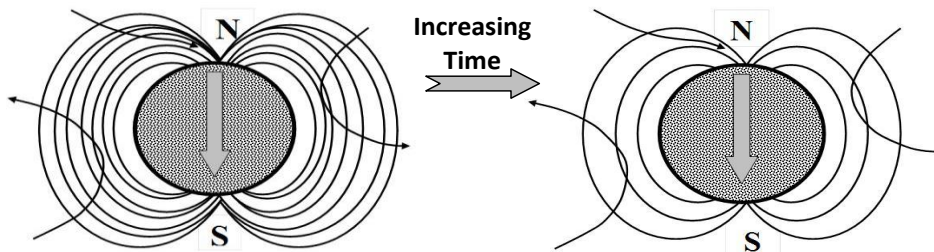
The observed change in direction occurred in a mere 15 days as the lava flow cooled.

The authors describe this as an "astonishingly rapid field change" ... a "1000 times more rapid than observed for the modern field".

Coe & Prévot refs.

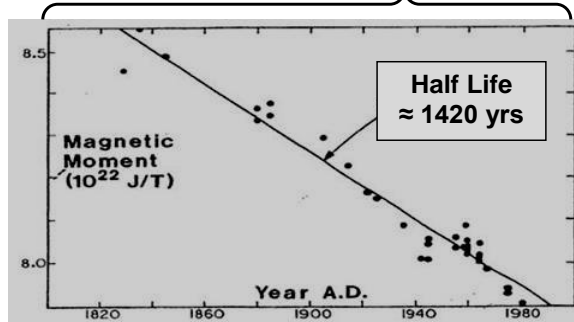
**Ques.** What about radiometric dating of rocks?

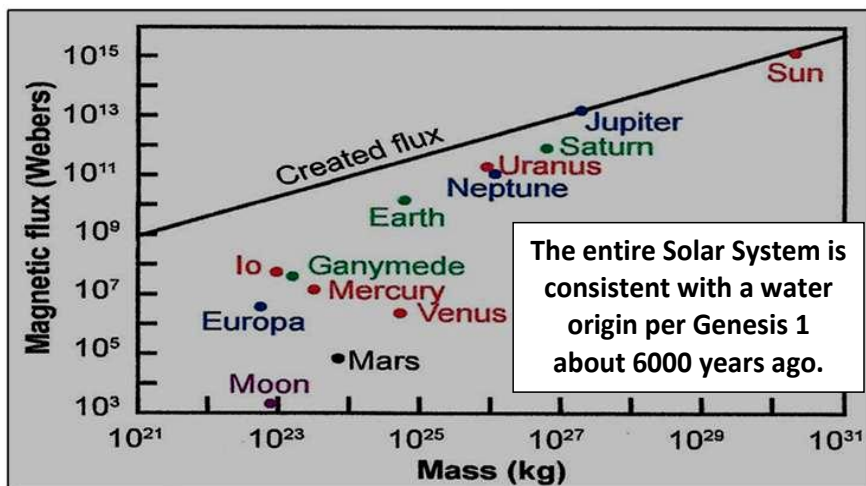
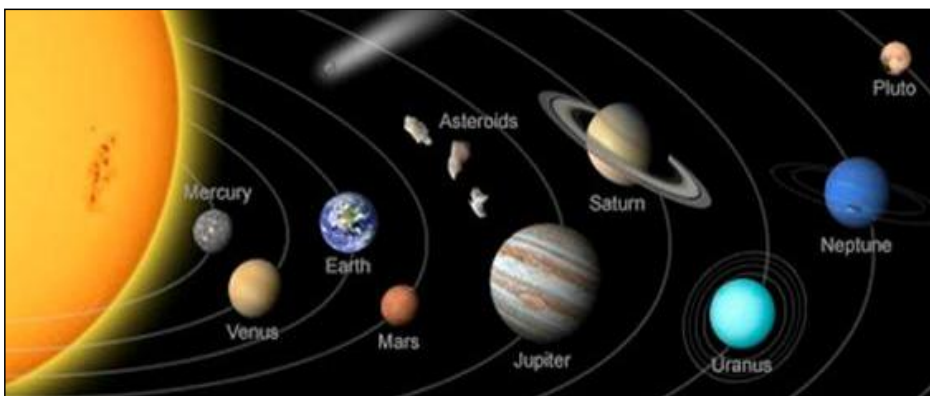
### Earth's Magnetic Field



“... the earth that was of the water, and by the water, by the word of God.”  
*II Pet. 3:5 (Geneva)*

The earth's magnetic field and its rapid decay is a 'whole planet' signature which strongly supports the Biblical description of its formation and time scale.





### Halley's Comet

orbital period: 75 years

80 orbits in 6000 years

28 recorded observations

(1<sup>st</sup> observation  $\approx$  240 B.C.)

{  $\approx$  13,300 orbits in 1 million years }